


Year 3 and 4 Art

Learning Goal: To understand how to create a **portrait** of a family member from real-life or a photograph. A **portrait** is created when an artist draws or paints someone else. A **self-portrait** is created when the artist draws or paints themselves.

Success Criteria: You've used line, shape and tone to draw or paint someone in your family from real-life, face-time or a photograph. You've included a foreground (the person you're drawing) and a background (you can make this up however you like). The background could show where the person is sitting or it could be a place that this person loves to go to.

ARTS RESPONSES PRACTICE:

1. Which portrait painting is your favourite and why?
2. How are the backgrounds different?
3. How are the subjects in the painting (the people who have been painted) similar?



1

Artist: Leonardo da Vinci

Portrait of Mona Lisa
Painted in 1503



2

Winner: Archibald Prize 2021

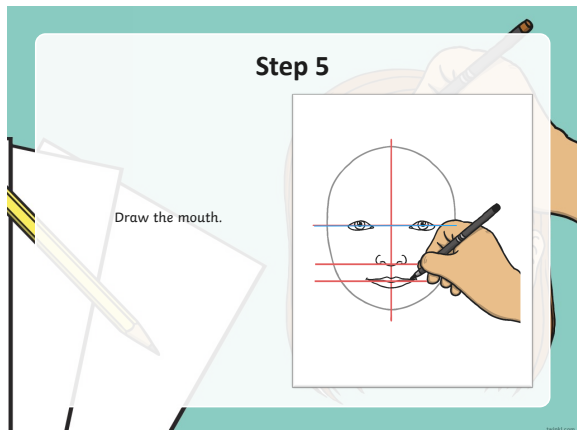
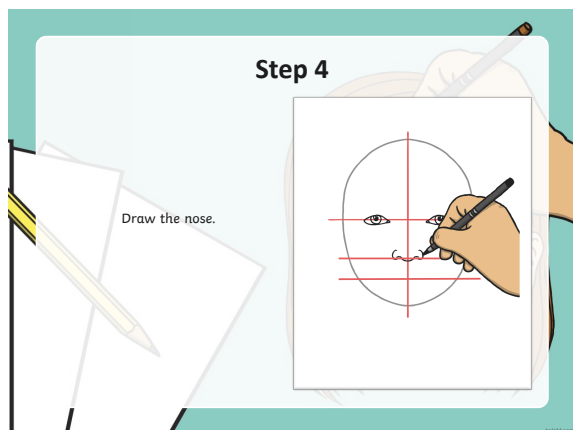
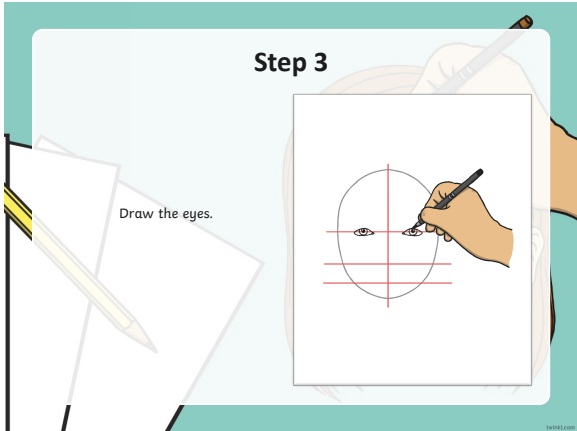
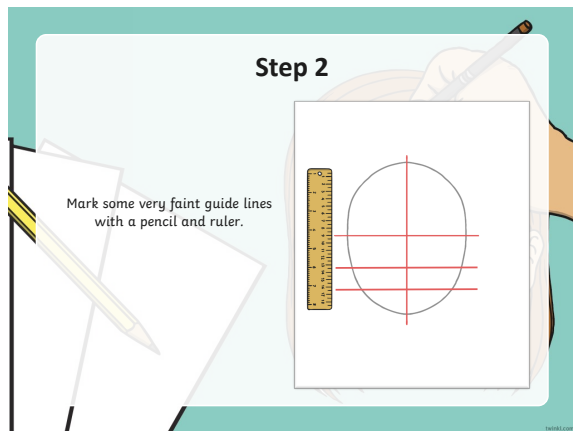
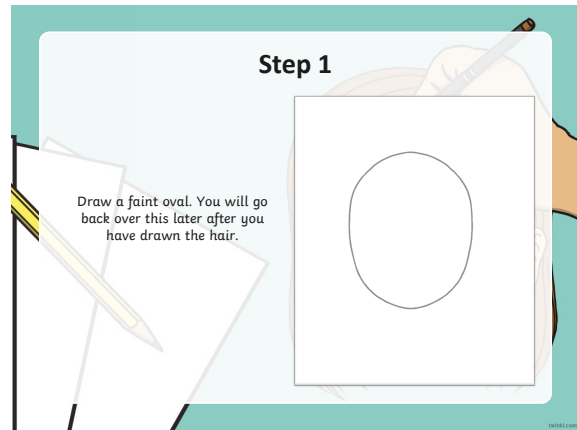
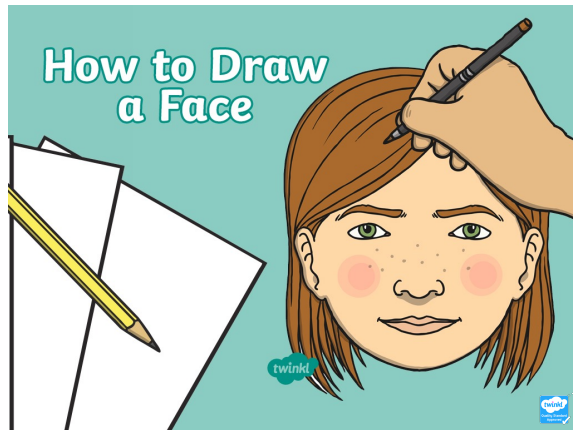
Artist: Peter Wegner Portrait of Guy Warren at 100
Painted in 2021

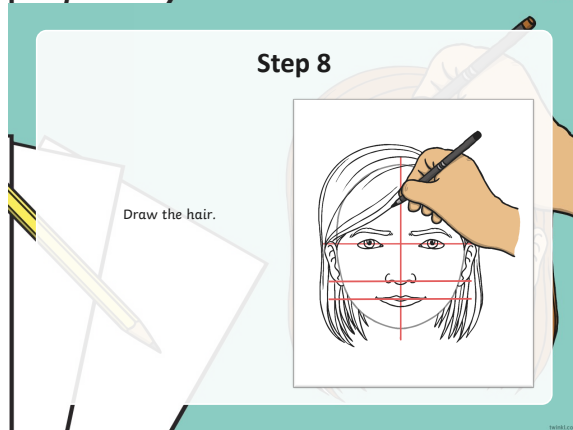
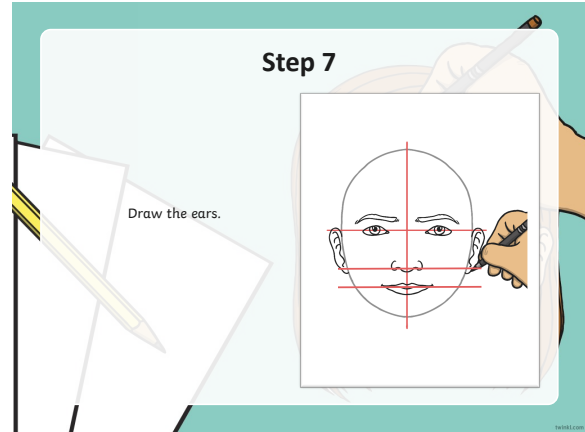
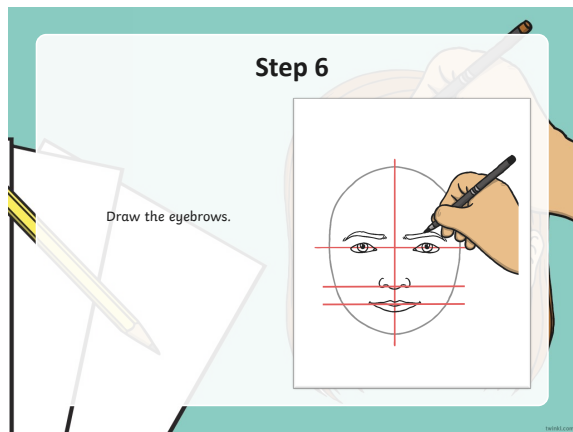
Artwork 1 sourced from: <https://www.twinkl.com.au/resource/roi2-a-007-famous-paintings-display-posters>

Artwork 2 sourced from: <https://www.artgallery.nsw.gov.au/prizes/archibald/2021/>

How to draw a person to create a portrait

Use these instructions to help you learn how to draw a face. Facial proportions are sometimes very different to what we had imagined. If you can, watch the You Tube video to see how to finish off the neck and add some shading. Your portrait can be done in lead pencil, coloured pencils or paints.





These instructions have been taken from:

<https://www.twinkl.com.au/resource/t-t-29291-how-to-draw-a-face-art-instructions-powerpoint>


Watch this video on You Tube to see how to finish the rest of your portrait:

<https://youtu.be/TqjbaNITjP0>

Extension Challenge:


If you have finished your **portrait** then try creating a **self-portrait!**

Here are two very famous artist's self-portraits:



Vincent van Gogh

<https://www.bwvision.com/top-10-self-portraits/>



Frida Kahlo

<https://www.fridakahlo.org/self-portrait-the-frame.jsp>

Arts Responses Challenge:

1. Which artwork has mostly warm colours?
2. Which artwork has mostly cool colours?
3. How are the backgrounds different? (think about artist's use of the elements of line and colour)
4. How are the artist's faces similar?
5. Which self-portrait is your favourite and why?