

AUSTRALIA'S THREE LEVELS OF GOVERNMENT

TRIARAMA TEMPLATE

INSTRUCTIONS

Aim

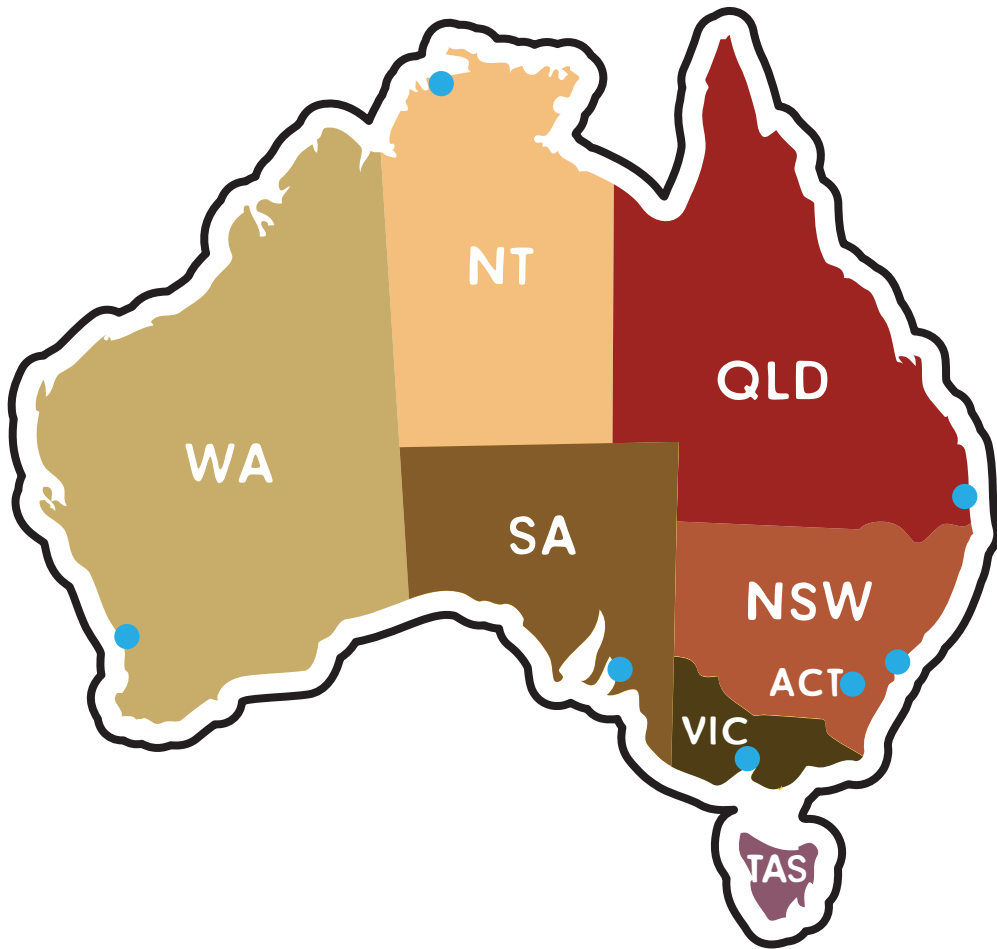
Create a Three Levels of Australian Government Triarama that summarises the roles and responsibilities of each of the three levels of government in Australia.

You will need

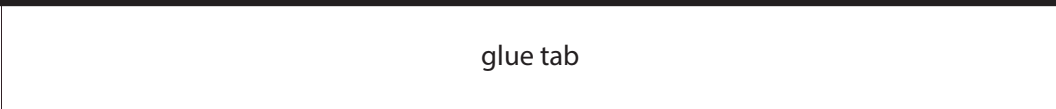
- 4 sheets of square craft paper
- Three Levels of Australian Government Triarama templates
- Responsibilities of Australian Federal Government fact sheets
- Responsibilities of Australian State Governments fact sheets
- Responsibilities of Australian Local Governments fact sheets
- scissors
- glue
- colouring pencils and markers

Steps

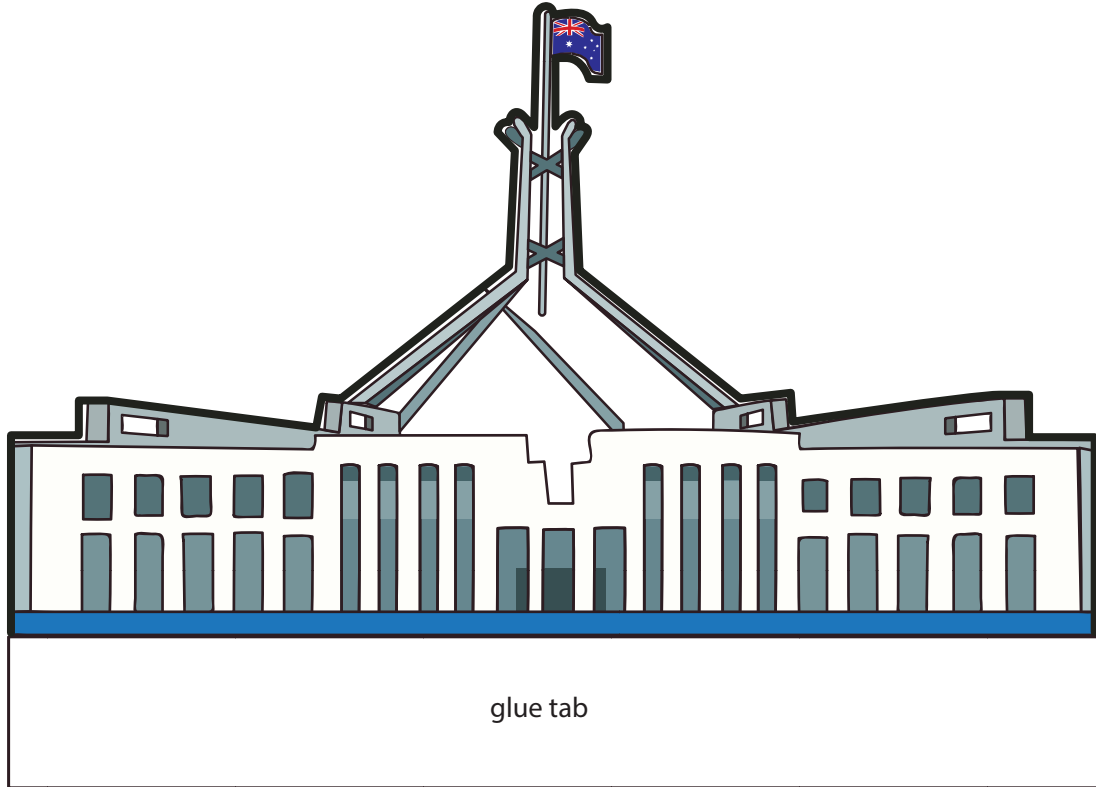
1. Use the fact sheets to research the roles and responsibilities for each level of government.
2. Select 5 roles and responsibilities for each level of government.
3. Record your chosen roles and responsibilities for each level of government on the circle templates provided (blue = federal, orange = state, green = local)
4. Fold one of the sheets of square craft papers into quarters diagonally. Cut from one corner to the centre then overlap to create a three-dimensional, three-sided triangular prism. Glue the base in place.
5. Repeat the process for the other 3 sheets of square craft paper then glue all four sides together.
6. Colour in the triarama title page.
7. Cut out all the templates and glue them onto the triarama creating a title page side, federal government side, state government side and local government side.
8. Using the tab, attach the flag to a straw and insert through the centre of the triarama.
9. Display and share your triaramas with the class.



AUSTRALIA'S THREE LEVELS OF GOVERNMENT


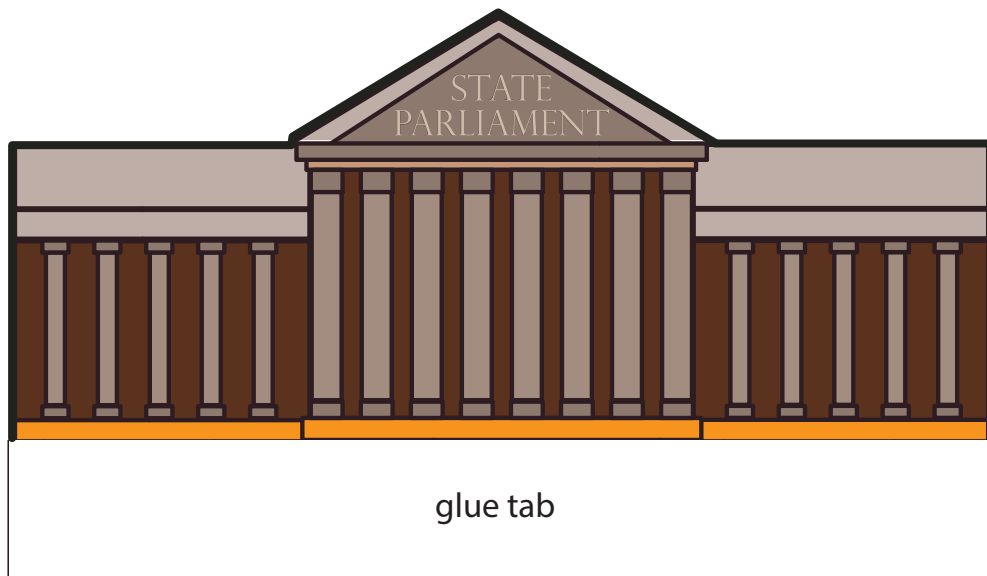


Roles and Responsibilities of Australia's Federal Government



Postal Service		

Roles and Responsibilities of Australia's State Governments



Roles and Responsibilities of Australia's Local Governments

