


# Developing Correct Line Placement

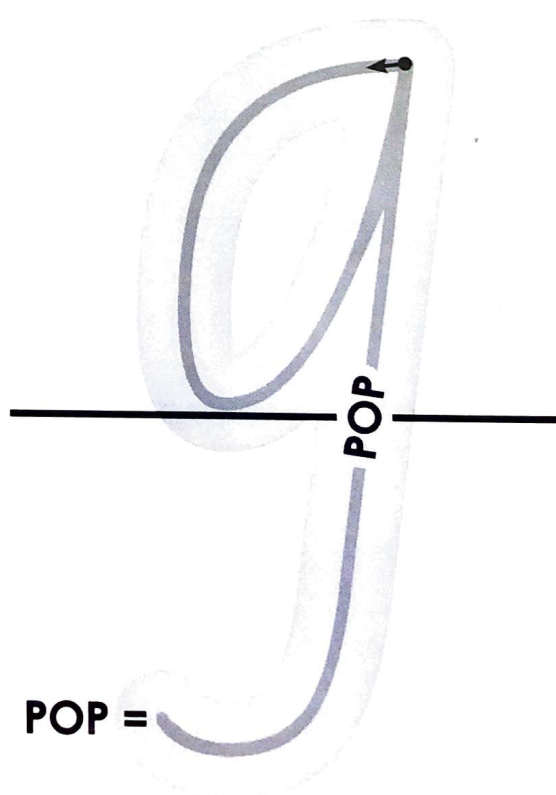

- ① It may assist students by highlighting the base line.



- ② Explicitly teach placement of letters on lines.

Ⓐ 'BUMP' the line, means to touch or place letters on the lines.

Ⓑ 'POP' through the line, is for letters that extend below the line.

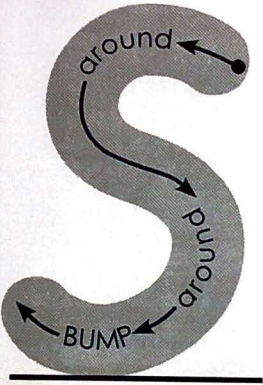


POP =




# REFERENCE CARD: VERBAL CUES FOR LETTERS AND LINES GROUP 1

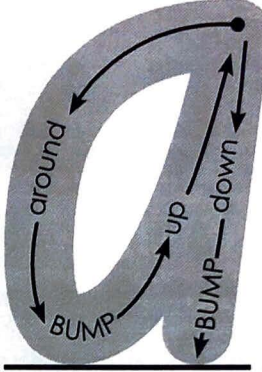
Forming and recalling the correct letter formations while considering line placement.




around...  
around...  
BUMP...  
and stop




snake




around...  
BUMP...  
up...  
down...  
and BUMP



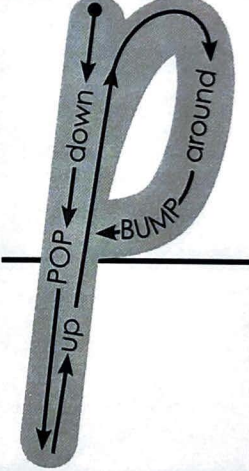
apple




down...  
BUMP...  
and across




tiger



down...  
POP...  
up...  
around...  
and BUMP



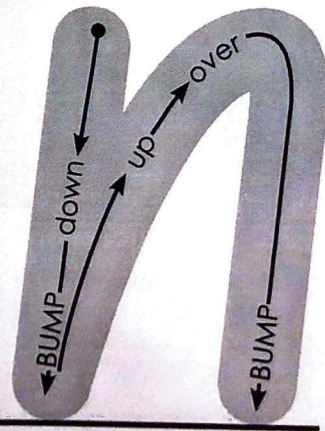
pop



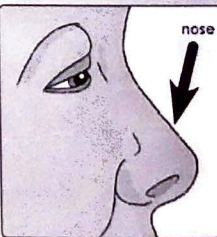
dot  
down...  
BUMP...  
and a dot



icky



down...  
BUMP...  
up...  
over...  
and BUMP



nose

# REFERENCE CARD: VERBAL CUES FOR LETTERS AND LINES GROUP 3

Forming and recalling the correct letter formations while considering line placement.

hook down...  
BUMP...  
and across

down...  
and BUMP

lips

around...  
BUMP... up...  
down...  
POP...  
and a tail

goggles

around...  
BUMP...  
and close

octopus

down...  
BUMP...  
up...  
down...  
and BUMP

up

down...  
BUMP...  
half up...  
around...  
and BUMP

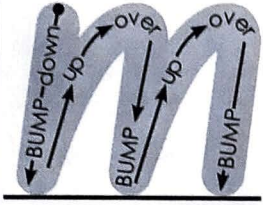
book




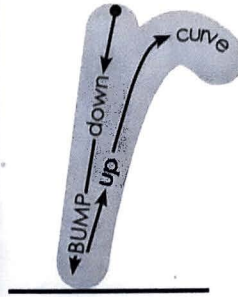
# REFERENCE CARD: VERBAL CUES FOR LETTERS AND LINES GROUP 2

Forming and recalling the correct letter formations while considering line placement.

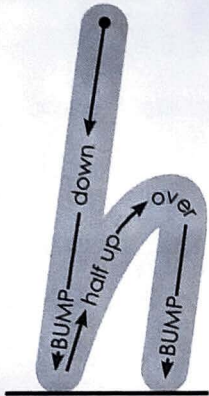
down... BUMP  
up... over...  
and BUMP  
up... over...  
and BUMP



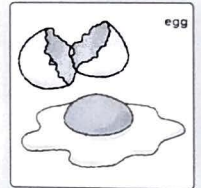

down... BUMP  
up...  
and curve



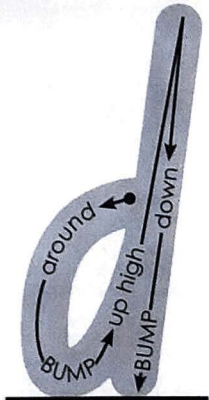
down... BUMP  
half up...  
over...  
and BUMP



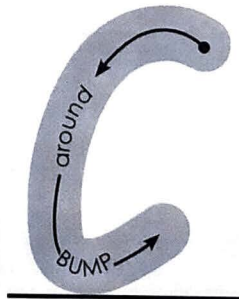
push forward...  
up...  
around...  
BUMP...  
and stop



around... BUMP  
up high...  
down...  
and BUMP

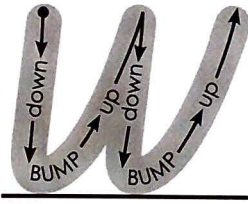


around...  
BUMP...  
and stop

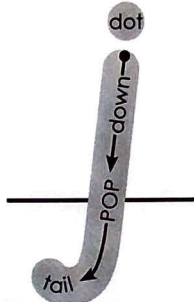



# REFERENCE CARD: VERBAL CUES FOR LETTERS AND LINES GROUP 4

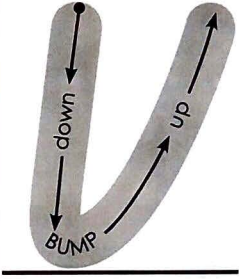

Forming and recalling the correct letter formations while considering line placement.



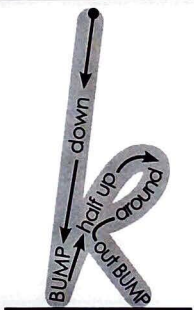

down...  
**BUMP...**  
up... down...  
**BUMP...**  
and up



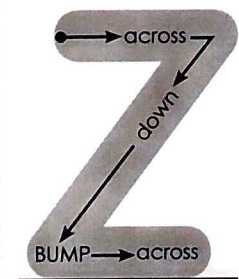

down...  
**POP...**  
tail...  
and a dot



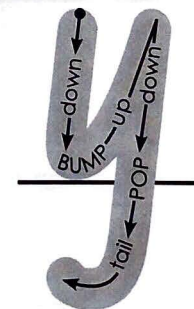
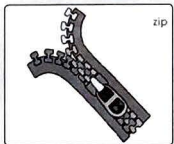
down...  
**BUMP...**  
and up





down...  
**BUMP...**  
half up...  
around...  
and out





across...  
down...  
**BUMP...**  
and across



down...  
**BUMP...**  
up... down...  
**POP...**  
and a tail



around...  
**BUMP...**  
up... down...  
**POP...** tail...  
and a kick



down... **BUMP...**  
down... **BUMP...**

